

VERTICAL FLOAT TYPE LEVEL INDICATOR

KF-100



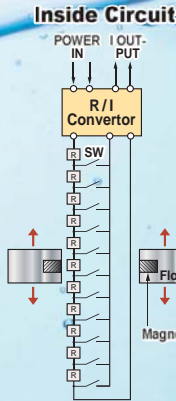
Reliable Liquid Level Indicator in
Versatile Applications.
Insusceptible to measurement conditions
such as gas or change of material properties.

KF-100

VERTICAL FLOAT TYPE LEVEL INDICATOR

Principle of Operation

The model KF-100 is a float type level indicator. A float with a built-in magnet on a stem floats on the surface and goes up and down as the level increases or decreases. Reed Switches (SW) and Resistor (R), built in the stem as described in the right figure, can detect the resistance changes in the changing liquid level. These can be transmitted through the R/I Converter in the form of 4 – 20mA DC signals.



KF-1□□

Instrument Construction

- 0 : Built-in construction
- 1 : Remote construction (Amplifier for indoor use)
- 2 : Remote construction (Amplifier for outdoor use)

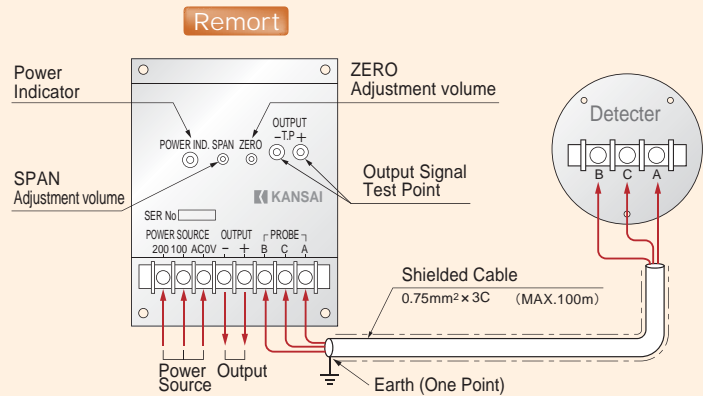
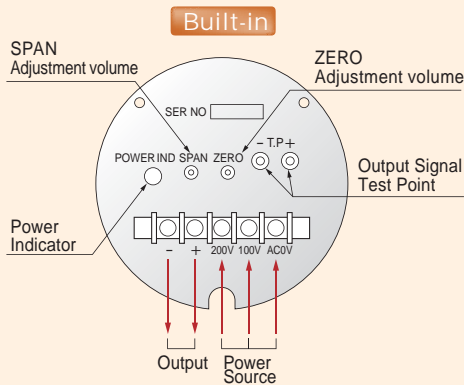
Float, Stem

Float Dim	Float Material	Stem Dim	Stem Material	Acceptable Liquid Specific Gravity	Min. Size
0 $\Phi 60 \times 95 \times 23$	SUS304	$\Phi 22$	SUS304	0.90	65A
1 $\Phi 90 \times 120 \times 23$	SUS304	$\Phi 22$	SUS304	0.61	100A
2 $\Phi 90 \times 120 \times 30$	SUS304 (With Rib)	$\Phi 22$	SUS304	0.77	100A
3 $\Phi 60 \times 95 \times 25$	PVC	$\Phi 22$	PVC	0.66	65A
4 $\Phi 90 \times 120 \times 25$	PVC	$\Phi 22$	PVC	0.50	100A
5 Not In Use					
6 $\Phi 60 \times 95 \times 25$	HTPVC	$\Phi 22$	HTPVC	0.67	65A
7 $\Phi 90 \times 120 \times 25$	HTPVC	$\Phi 22$	HTPVC	0.50	100A
8 $\Phi 90 \times 120 \times 30$	PVC (With Rib)	$\Phi 22$	PVC	0.55	100A
9 $\Phi 90 \times 120 \times 25$	Teflon	$\Phi 22$	SUS304, Teflon coating	1.00	100A
a $\Phi 90 \times 120 \times 30$	SUS304 (High-Viscosity)	$\Phi 22$	SUS304	0.76	100A
b $\Phi 90 \times 120 \times 30$	PVC (High-Viscosity)	$\Phi 22$	PVC	0.55	100A

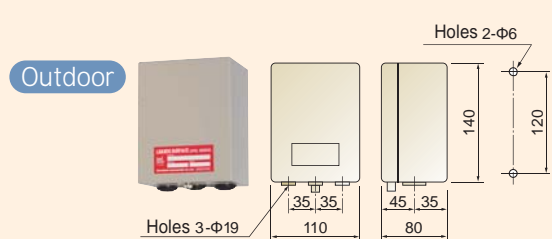
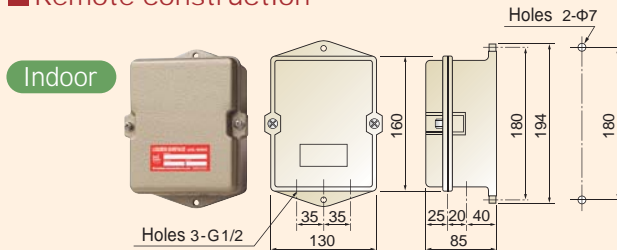
Vertical Float Type Level Indicator
Generic Designation of Float Gages

Note: Float-code a and b having larger clearance dimensions between float and stem are effective to prevent the float from being stuck in the high viscosity liquid as well as liquids containing slurry and solid particles.

Connection Drawings



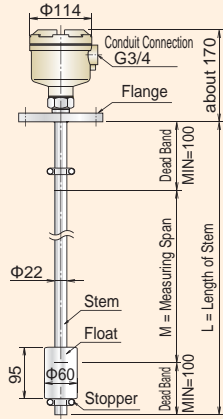
Remote construction



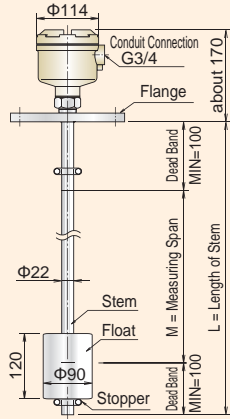
Standard Specifications & General Drawings

SUS Type

KF-10□

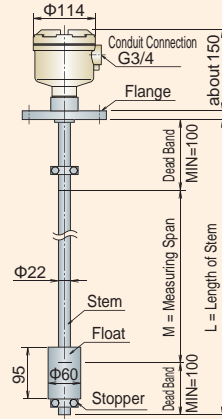


KF-11□
KF-12□ (With Rib)
KF-1a□ (High-Viscosity)

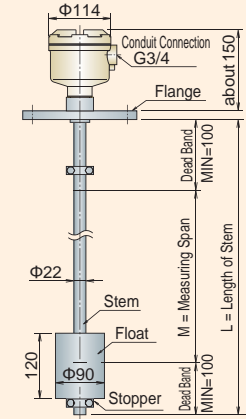


PVC Type

KF-13□



KF-14□
KF-18□ (With Rib)
KF-1b□ (High-Viscosity)

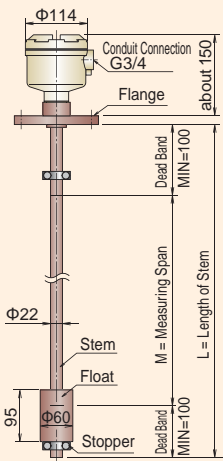


Spec	Model	KF-10□	KF-11□/-12□/-1a□	KF-13□	KF-14□/-18□/-1b□
Application		Water, oil, General Liquid	High-viscosity or Low Spec.Gravity Liquid	Anti-corrosive, Water, oil, General Liquid	High-viscosity or Low Spec.Gravity Liquid
Pressure		490kPa	490kPa	196kPa	196kPa
Temperature		100°C	100°C	50°C	50°C
Process Connection		over JIS5K65A	over JIS5K100A	Equivalent to JIS5K65A or over	over JIS5K100A
Specific Gravity of Liquid		over 0.90	over 0.61	over 0.66	over 0.50
Float dimension		Φ60x95L	Φ90x120L	Φ60x95L	Φ90x120L
Float Material		SUS304 or SUS316	SUS304 or SUS316	PVC	PVC
Stem Material		SUS304 or SUS316	SUS304 or SUS316	PVC (Reinforced with Brass Pipe)	PVC (Reinforced with Brass Pipe)
Flange Material		SUS304 or SUS316, SS400	SUS304 or SUS316, SS400	PVC	PVC
Housing Material		ADC	ADC	ADC	ADC
Conduit Connection		G 3/4	G 3/4	G 3/4	G 3/4

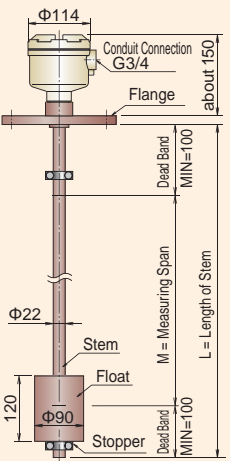
Standard Specifications & General Drawings

HT.PVC Type (Heat-resistant Type)

KF-16□

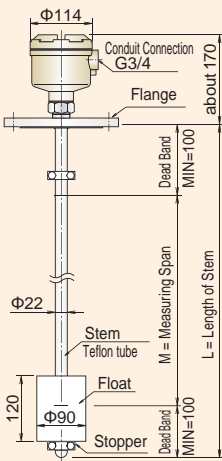


KF-17□



TEFLON Type

KF-19□



Spec	Model	KF-16□	KF-17□	KF-19□
Application		Anti-corrosive, Water, oil, General Liquid	Anti-corrosive, Low Spec.Gravity Liquid	Anti-corrosive, General Liquid
Pressure		196kPa	196kPa	ATM
Temperature		80°C	80°C	100°C
Process Connection		over JIS5K65A	over JIS5K100A	over JIS5K100A
Specific Gravity of Liquid		over 0.76	over 0.50	over 1.00
Float dimension		Φ60x95L	Φ90x120L	Φ90x120L
Float Material		HT.PVC	HT.PVC	Teflon
Stem Material		HT.PVC (Reinforced with Brass Pipe)	HT.PVC (Reinforced with Brass Pipe)	SUS304, Teflon tube
Flange Material		HT.PVC	HT.PVC	SUS304, Teflon cover
Housing Material		ADC	ADC	ADC
Conduit Connection		G 3/4	G 3/4	G 3/4

Amplifier Common Specifications

Power Source :
100V/200VAC±10%
50/60Hz

Power Consumption :
4VA

Allowable Temperature :
0°C to +55°C

Output Voltage :
2V DC

Input Signal :
Resistance (3 wire type)

Input Impedance :
Max.100KΩ
(Detection impedance : 1 – 3KΩ)

Output Signal :
4 – 20mA DC

Resistance Load :
MAX.500Ω

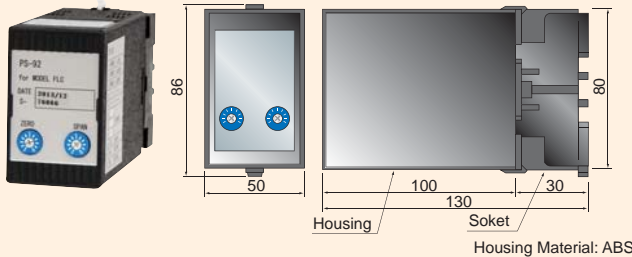
Linearity :
FS 1% (Electronics)



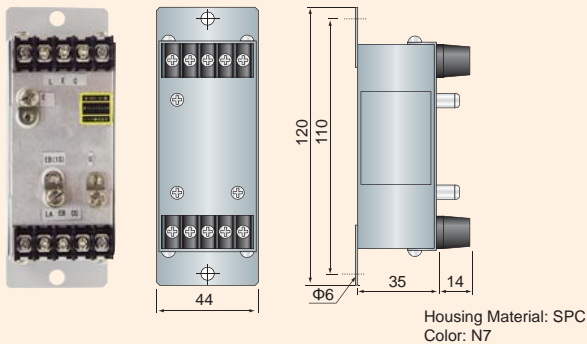
FLC-d IEC Certified Explosion-proof (in conformity with the Technical Standard)

Intrinsically Safe
Exia II CT5

Distributor • PS-92 Type



Safety barrier • MK-9Type



Standard Specifications

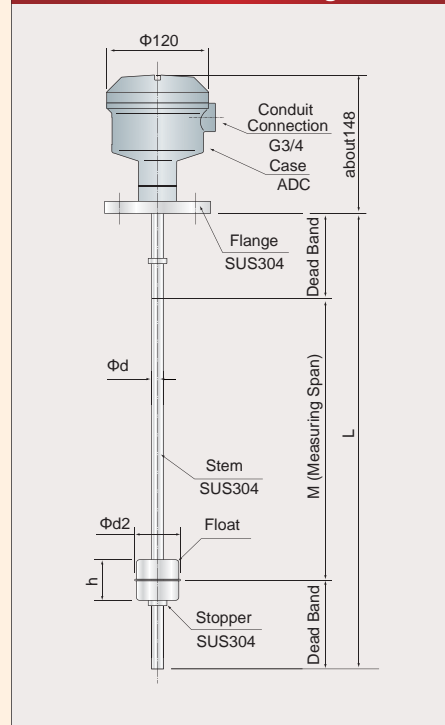
Power Source : AC100V/200V ±10% 50/60Hz
 Power Consumption : 4VA
 Output Signal : DC4 ~ 20mA
 Allowable Temperature : 90°C
 Allowable Pressure : 0.5MPa
 Process Connection : over 40A

Float • Stem

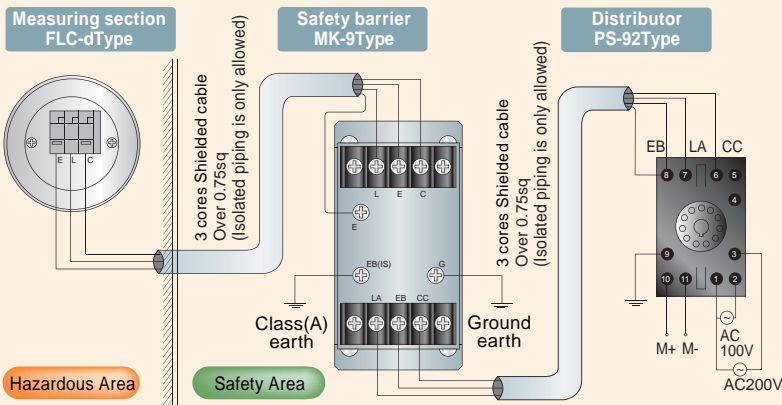
Float				Stem	
Φd2	h	Dead Band	Specific Gravity of Liquid	Material	Φd
40	50	≥50	0.43	SUS304	Φ13.8
51	62	≥50	0.45	SUS316L	Φ13.8
78	100	≥100	0.55	SUS304/316	Φ21.7

※ Watted parts material: Titanium, Hastelloy
 Contact us for any inquiry.

General Drawing



Connection



Line of business

- Rotary Paddle Type Level Switch
- Vibration Type Level Switch
- Swing Type Level Switch
- Acoustic Level Switch
- Capacitance Type Level Switch
- Capacitive Proximity Sensor
- Capacitance Type Level Indicator
- Diaphragm Type Level Switch
- Tilt Switch
- Leak Type Level Switch
- Microwave Switch
- Sounding Bob Type Level Indicator
- Flow Switch
- Conductance Type Level Switch
- Float Switch
- Float Type Level Indicator
- Ultrasonic Type Level Indicator
- Equipments For Conveyor Lines
- Dust Monitor System
- Zirconia Oxygen Analyzer
- Laser Type Level Indicator
- RADAR Type Level Indicator
- Ultrasonic Flow meter

General Manufacturer of Level Controllers for Powder, Granules, and Liquid

KANSAI Automation Co., Ltd.

Headquarters :
 2-14, Togano-cho, Kita-ku, Osaka 530-0056, Japan
 TEL. 81-6-6312-2071 FAX. 81-6-6314-0848
 e-mail: info@kansai-automation.co.jp

<http://www.kansai-automation.co.jp>

Tokyo Branch: 1-29-6, Hamamatsu-cho, Minato-ku, Tokyo 105-0013, Japan
 TEL. 81-3-5777-6931 FAX. 81-3-5777-6933

Nagoya Office: 3-10-17, Uchiyama, Chigusa-ku, Nagoya 464-0075, Japan
 TEL. 81-52-741-2432 FAX. 81-52-741-1588

Hiroshima Office: 13-11, Noborimachi, Naka-ku, Hiroshima 730-0016, Japan
 TEL. 81-82-222-1555 FAX. 81-82-222-1556

Kyushu Office: 1-1-21, Komemachi, Kokura Kita-ku, Kitakyushu 802-0003, Japan
 TEL. 81-93-511-4741 FAX. 81-93-511-4580



*Please be sure to read USER'S GUIDE, Installation & Operation Instructions before using the instrument.

*The specifications herein may be subject to change without advance notice.

Agent
SCIENCE GATE
 Your Automation Partner
 SCIGATE AUTOMATION (S) PTE LTD
 No. 1, Block 8, Jalan 25/25, 901-01 Singapore 630025
 Tel: (65) 6561 0488 Fax: (65) 6562 0588
 Email: sales@sciencegate.com.sg Web: www.scigate.com.sg
 Business Hours: Monday - Friday 9:30am - 6:15pm